

PSTricks

pst-dart

Plotting a Dart ; v.0.03

September 11, 2021

Package author(s):
Thomas Söll
Herbert Voß

Contents

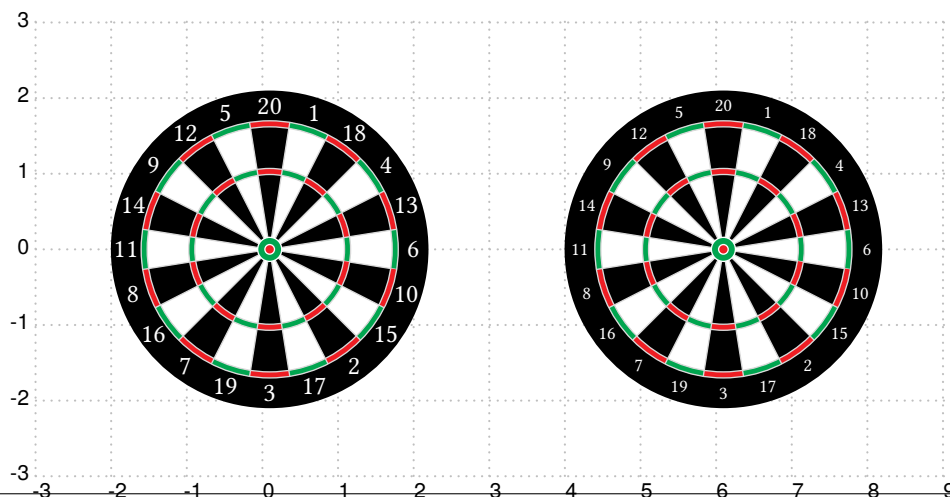
1	Syntax of \psDart	3
2	Examples	3
2.1	The default size	3
2.2	Scaling	3
2.3	Space	4
3	Darts	4
4	Board and Darts	5
5	Changing the viewpoint	5
6	List of all optional arguments for pst-dart	7
	References	7

1 Syntax of `\psDart`

```
\psDartBoard [Options] (x_0,y_0)
```

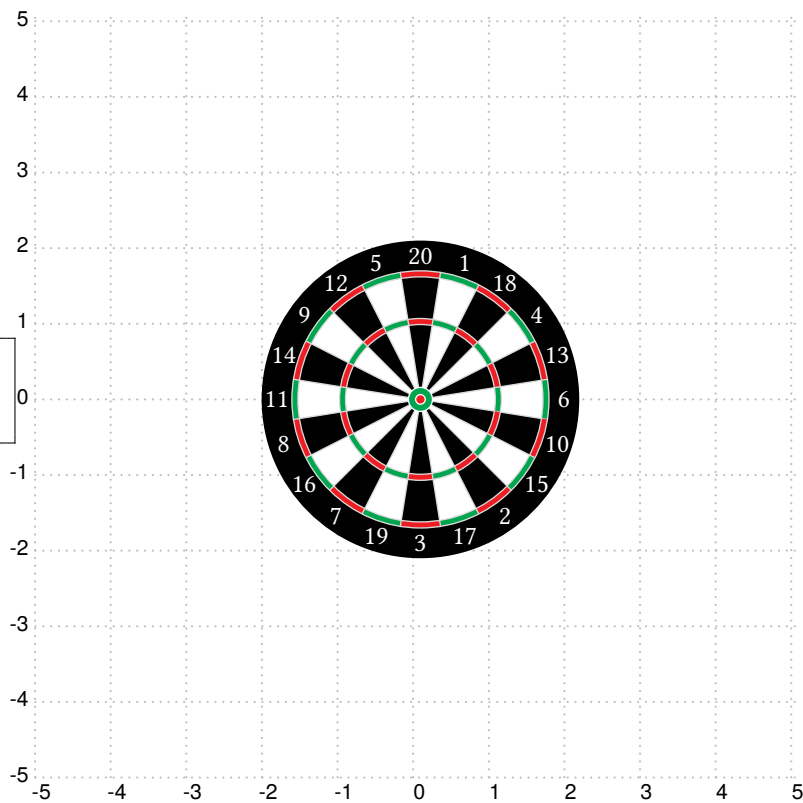
2 Examples

2.1 The default size



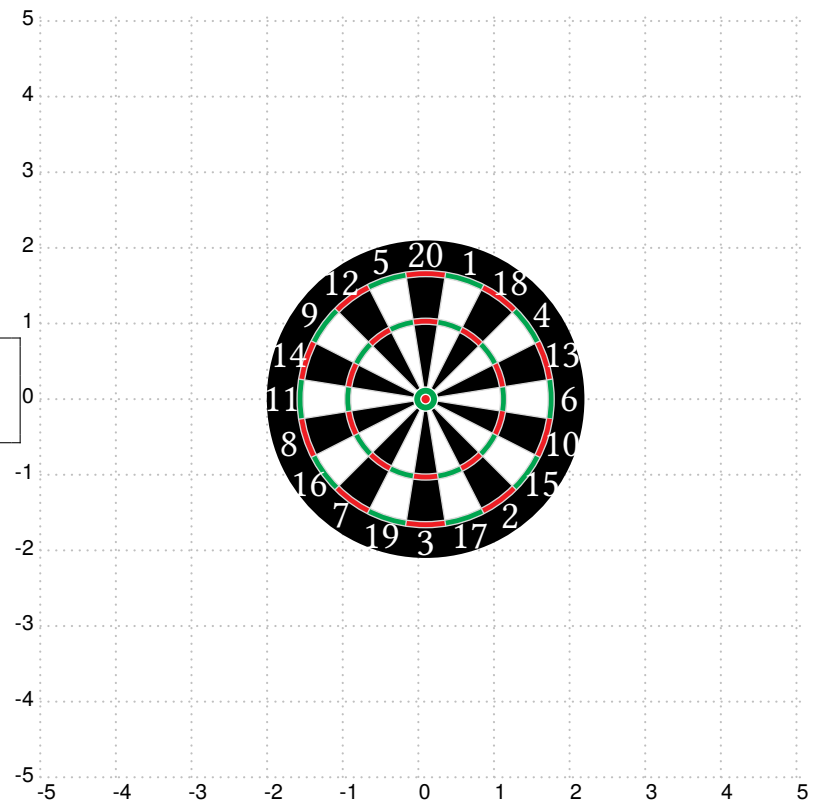
```
\begin{pspicture}[showgrid](-3,-3)(9,3)
\psDartBoard % The default Dartboard (radius=2.1cm)
\psDartBoard[fontsize=7pt](6cm,0)
\end{pspicture}
```

2.2 Scaling



```
\begin{pspicture}[showgrid](-5,-5)(5,5)
\psDartBoard[unit=2]
\end{pspicture}
```

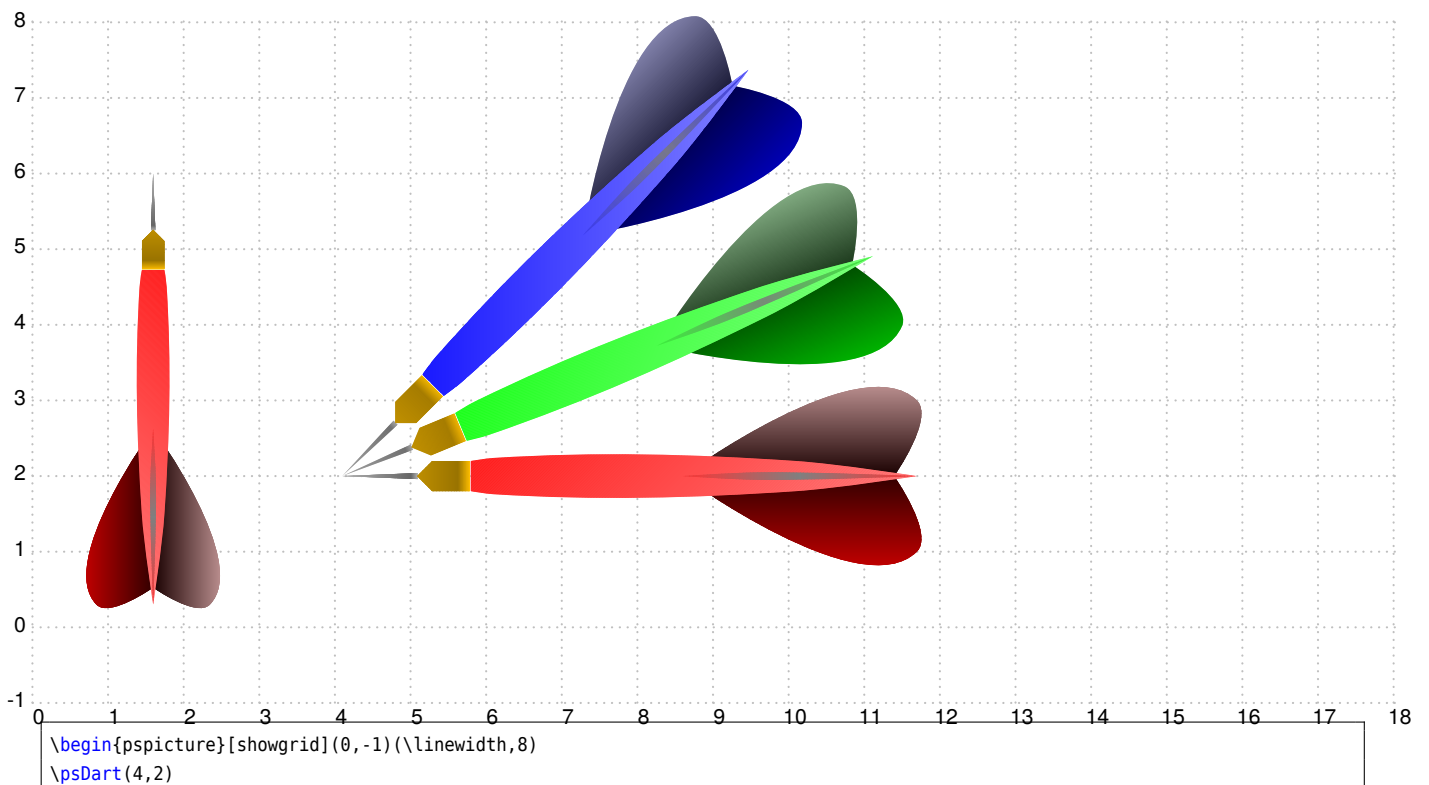
```
\begin{pspicture}[showgrid](-5,-5)(5,5)
\psDartBoard[fontsize=15pt,unit=2]
\end{pspicture}
```



2.3 Space

`\psDartBoard` itself uses internally already an environment `pspicture` which reserves the space. But an internal `\rput` command places the dartboard without specifying coordinates at the origin which is the reason why one has to reserve space with an additional environment `pspicture` as can be seen in the above examples..

3 Darts




```

\psDart[dartcolor=green,rot=22.50](4,2)
\psDart[dartcolor=blue,rot=45](4,2)
\psDart[rot=-90,unit=0.75](2,8)
\end{pspicture}

```

4 Board and Darts



```

\begin{pspicture}(-5,-5)(5,5)
\psDartBoard[fontsize=15pt,unit=2]
\psDart[rot=45,unit=0.5](0,0)
\psDart[rot=30,unit=0.5,dartcolor=blue](0,0)
\psDart[rot=80,unit=0.5,dartcolor=green](-2,2)
\end{pspicture}

```

5 Changing the viewpoint

You can change the viewpoint with the optional argument `viewpoint` which expects three space separated values for $x y z$, where at least one value must be unless 0.



```

\begin{pspicture}(-2,-3)(12,4)
\psDartBoard[boardview=1 0 0,fontsize=18pt,unit=1.5]
\psDart[unit=0.5,rot=110](1,-1)
%%
\psDartBoard[boardview=1 0 1,fontsize=18pt,unit=1.5](10cm,0)
\psDart[unit=0.5,rot=50](9cm,-1cm)
\end{pspicture}

```

6 List of all optional arguments for pst-dart

Key	Type	Default
preCode	ordinary	
postCode	ordinary	
boardview	ordinary	
fontsize	ordinary	10pt
dartcolor	ordinary	red

References

- [1] Denis Girou. “Présentation de PSTricks”. In: *Cahier GUTenberg* 16 (Apr. 1994), pp. 21–70.
- [2] Michel Goossens et al. *The L^AT_EX Graphics Companion*. 2nd ed. Reading, Mass.: Addison-Wesley Publishing Company, 2007.
- [3] Herbert Voß. *PSTricks – Grafik für T_EX und L^AT_EX*. 7th ed. Heidelberg and Berlin, 2016.
- [4] Herbert Voß. *PSTricks – Graphics for T_EX and L^AT_EX*. Cambridge: UIT, 2011.
- [5] Timothy van Zandt. *multido.tex - a loop macro, that supports fixed-point addition*. 1997. URL: [/graphics/pstricks/generic/multido.tex](#).
- [6] Timothy van Zandt. *PSTricks - PostScript macros for generic T_EX*. 1993. URL: <http://www.tug.org/applications/PSTricks>.
- [7] Timothy van Zandt and Denis Girou. “Inside PSTricks”. In: *TUGboat* 15 (Sept. 1994), pp. 239–246.

Index

E

Environment

- pspicture, 4

K

Keyword

- viewpoint, 5

M

Macro

- \psDart, 3

- \psDartBoard, 3f

- \rput, 4

P

\psDart, 3

\psDartBoard, 3f

pspicture, 4

R

\rput, 4

V

viewpoint, 5